

# SLZ SERIES

R32  
R410A

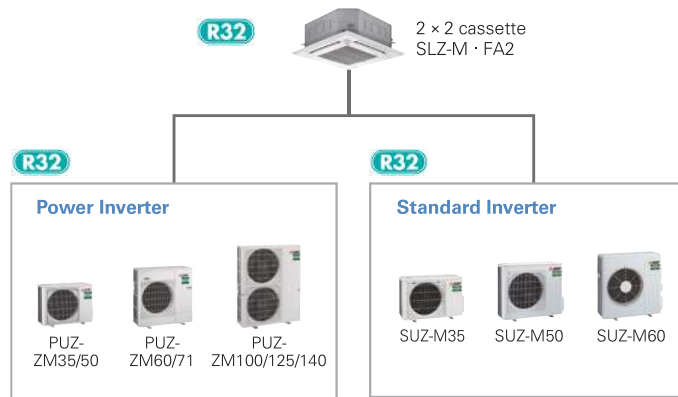
SLZ-M15/25/35/50/60FA2

Compact, lightweight ceiling cassette units with 4-way air outlets provide maximum comfort by evenly distributing airflow throughout the entire room.



## 2x2 Cassette Line-up

The SLZ series was previously only able to be connected to standard inverters and some power inverters. However, it can now also be connected to low-capacity power inverters. The ability to connect to a high-performance power inverter allows us to offer a wider range of options to our customers.




## New lineup

1.5kW has been introduced for multi connection. The diverse selection enables the best solution for both customer and location.

Capacity	15	25	35	50	60
SLZ-KF		✓	✓	✓	✓
SLZ-M	✓	✓	✓	✓	✓

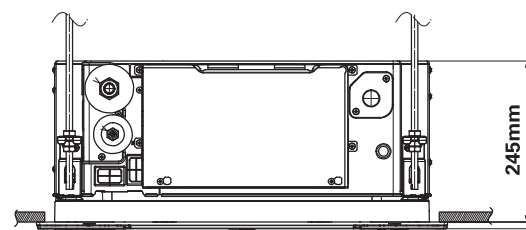
## Beautiful design

The straight-line form introduced has resulted in a beautiful square design. Its high affinity ensures the ability to blend in seamlessly with any interior. The indoor unit is an ideal match for office or store use. Of course, design matched 2x2 (600mm\*600mm) ceiling construction specifications.



## The height above ceiling of 245mm

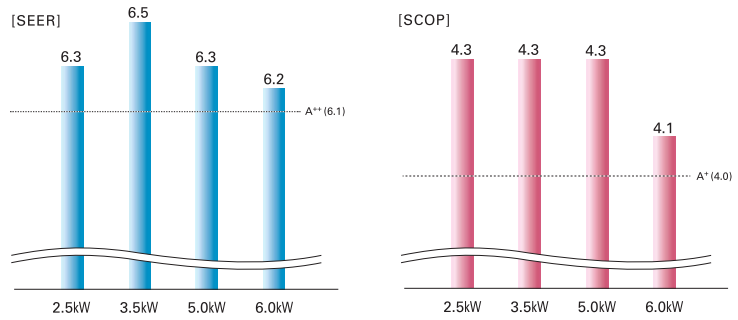
The height above ceiling of 245mm enables fitting into narrow ceiling space. Installation is simple, even when the ceiling spaces are narrow to make the ceilings higher. Of course, in addition to our products, replacing competitors' product is simplified too.



## Energy-saving Performance\*

The energy-saving performance achieved A++ in SEER and A+ in SCOP.

\*In case of connecting with SUZ-KA-VA6



## Quietness

Low sound level has been realized by introduction of 3D turbo fan. New SLZ can give users quieter and more comfortable room conditions.

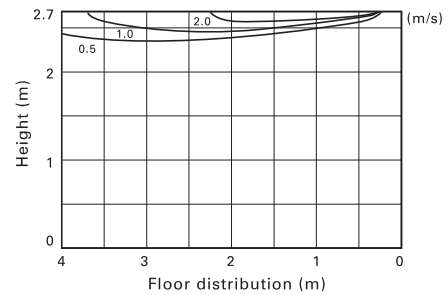


## Horizontal Airflow

The new airflow control completely eliminates that uncomfortable drafty-feeling with the introduction of a horizontal airflow that spreads across the ceiling. The ideal airflow for offices and restaurants.

[Airflow distribution]\*  
SLZ-M60FA

Flow angle, cooling at 20°C (ceiling height 2.7m)



\*Vane angle: Horizontal

## Easy installation

### Temporary hanging hook

The structure of the panel has been revised and is now equipped with a temporary hanging hook. This has improved work efficiency during temporary panel installation.



### No need to remove screws

Installation is possible without removing the screws for control box simply loosen them. This eliminates the risk of losing screws.

■ Corner panel

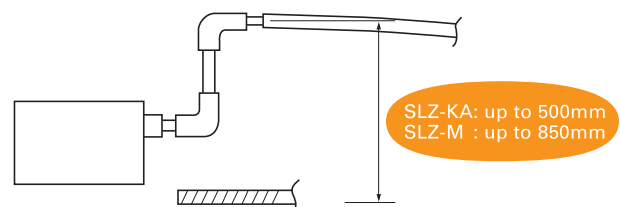


■ Control box cover



## Drain lift

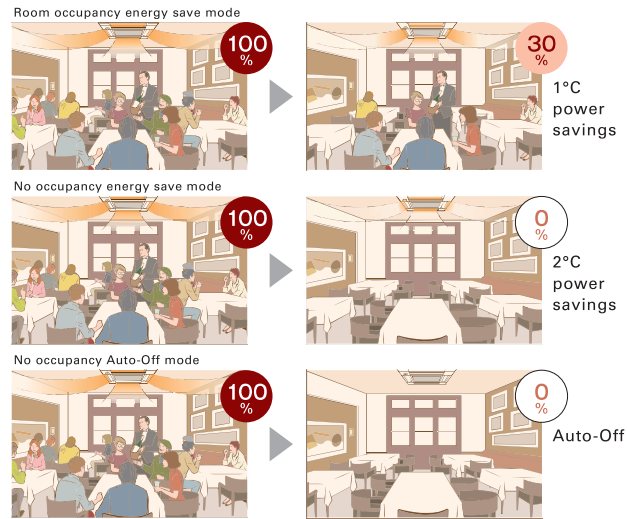
As the result of using a larger drain pan, the maximum drain lifting height has been up to 850mm, greatly enhancing construction flexibility compared to the existing model.



## Detects number of people

### Room occupancy energy-saving mode

The 3D i-see Sensor detects the number of people in the room. It then calculates the occupancy rate based on the maximum number of people in the room up to that point in time in order to save air-conditioning power. When the occupancy rate is approximately 30%, air-conditioning power equivalent to 1°C during both cooling and heating operation is saved. The temperature is controlled according to the number of people.



\*PAR-41MAA is required for each setting

### No occupancy energy-saving mode

When 3D i-see Sensor detects that no one is in the room, the system is switched to a pre-set power-saving mode. If the room remains unoccupied for more than 60min, air-conditioning power equivalent to 2°C during both cooling and heating operation is saved. This contributes to preventing waste in terms of heating and cooling.

### No occupancy Auto-OFF mode\*


When the room remains unoccupied for a pre-set period of time, the air conditioner turns off automatically, thereby providing even greater power savings. The time until operation is stopped can be set in intervals of 10min, ranging from 60 to 180 min.

\*When MA Remote Controller is used to control multiple refrigerant systems, "No occupancy Auto-OFF mode" cannot be used.

## Detects people's position

### Direct/Indirect settings\*

Some people do not like the feel of wind, some want to be warm from head to toe. People's likes and dislikes vary. With the 3D i-see Sensor, it is possible to choose to block or not block to the wind for each vane.



\*PAR-41MAA or PAR-SL101A-E is required for each setting.


### Seasonal airflow\*

#### <When cooling>

Saves energy while keeping a comfortable effective temperature by automatically switching between ventilation and cooling. When a pre-set temperature is reached, the air conditioning unit switches to swing fan operation to maintain the effective temperature. This clever function contributes to keeping a comfortable coolness.

#### <When heating>

The air conditioning unit automatically switches between circulator and heating. Wasted heat that accumulates near the ceiling is reused via circulation. When a pre-set temperature is reached the air conditioner switches from heating to circulator and blows air in the horizontal direction. It pushes down the warm air that has gathered near the ceiling to people's height, thereby providing smart heating.



\*PAR-41MAA is required for each setting.

## Connectable to Plasma Quad Connect

The optional Plasma Quad Connect SLP-2FAP, SLP-2FALP, SLP-2FALMP2 can be installed on the indoor units.\*1\*2\*3

\*1 Plasma Quad Connect cannot be used with PAC-SK54/46KF-E (V blocking filter).

\*2 If Plasma Quad Connect is used with MAC-334/397/587IF-E (Interface), Plasma Quad Connect use the indoor units CN105. Other interface use the another CN105 on Plasma Quad Connect's PCB.

\*3 If Plasma Quad Connect is used with PAC-SK35VK-E (Valve kit) or PAC-SK39AP-E (Valve kit attachment), Plasma Quad Connect use the indoor units barring holes for valve kit. Valve kit needs to be installed on suspension bolts or on horizontal surface using dedicated attachment optional parts.



# SLZ-M SERIES



## Indoor Unit

R32  
R410A



SLZ-M15/25/35/50/60FA2

## Panel

Panel	With Signal Receiver	With 3D i-see Sensor	With Wireless Remote Controller	With Plasma Quad Connect
SLP-2FA				
SLP-2FAL	✓			
SLP-2FAE		✓		
SLP-2FALE	✓	✓		
SLP-2FALM2	✓		✓	
SLP-2FALME2	✓	✓	✓	
SLP-2FAP				✓
SLP-2FALP	✓			✓
SLP-2FALMP2	✓		✓	✓

## Outdoor Unit

For Single

R32



SUZ-M25/35VA

R32



SUZ-M50VA

R32



SUZ-M60VA

## Remote Controller



Enclosed in SLP-2FALM/SLP-2FALME



\*optional



\*optional



\*optional



Indoor Unit Combination	Outdoor Unit Capacity				
	For Single				
	25	35	50	60	71
S Series	25x1	35x1	50x1	60x1	-
Distribution Pipe	-	-	-	-	-

Type	Inverter Heat Pump						
Indoor Unit	SLZ-M25FA2	SLZ-M35FA2	SLZ-M50FA2	SLZ-M60FA2			
Outdoor Unit	SUZ-M25VA	SUZ-M35VA	SUZ-M50VA	SUZ-M60VA			
Refrigerant <sup>(1)</sup>	R32						
Power Supply	Outdoor power supply						
Supply	230/Single/50						
Cooling	Capacity	Rated	kW	2.5	3.5	4.6	5.7
		Min-Max	kW	1.4 - 3.2	0.7 - 3.9	1.0 - 5.2	1.5 - 6.3
	Total Input	Rated	kW	0.657	1.093	1.352	1.676
	EER			3.80	3.20	3.40	3.40
	Design load		kW	2.5	3.5	4.6	5.7
	Annual electricity consumption <sup>(2)</sup>		kWh/a	139	183	253	321
	SEER <sup>(4)</sup>			6.3	6.7	6.3	6.2
Heating	Energy efficiency class			A++	A++	A++	A++
	Capacity	Rated	kW	3.2	4.0	5.0	6.4
		Min-Max	kW	1.3 - 4.2	1.0 - 5.0	1.3 - 5.5	1.6 - 7.3
	Total Input	Rated	kW	0.886	1.078	1.562	2.133
	COP			3.61	3.71	3.20	3.00
	Design load		kW	2.2	2.6	3.6	4.6
	Declared Capacity	at reference design temperature	kW	2.0 (-10°C)	2.3 (-10°C)	3.2 (-10°C)	4.1 (-10°C)
		at bivalent temperature	kW	2.0 (-7°C)	2.3 (-7°C)	3.2 (-7°C)	4.1 (-7°C)
		at operation limit temperature	kW	2.0 (-10°C)	2.3 (-10°C)	3.2 (-10°C)	4.1 (-10°C)
	Back up heating capacity		kW	0.2	0.3	0.4	0.5
Annual electricity consumption <sup>(2)</sup>		kWh/a	716	845	1192	1560	
SCOP <sup>(4)</sup>			4.3	4.3	4.2	4.1	
Energy efficiency class			A+	A+	A+	A+	
Operating Current(Max)		A	7.0	8.7	13.8	15.2	
Indoor Unit	Input (cooling / Heating)	Rated	kW	0.02 / 0.02	0.02 / 0.02	0.03 / 0.03	0.04 / 0.04
	Operating Current(Max)		A	0.20	0.24	0.32	0.43
	Dimensions	H*W*D	mm	245-570-570 <10-625-625>	245-570-570 <10-625-625>	245-570-570 <10-625-625>	245-570-570 <10-625-625>
	Weight		kg	15 <3>	15 <3>	15 <3>	15 <3>
	Air Volume (Lo-Mi2-Mi1-Hi)		m³/min	6.5-7.5-8.5	6.5-8.0-9.5	7.0-9.0-11.5	7.5-11.5-13.0
	Sound Level (Lo-Mi2-Mi1-Hi) (SPL)		dB(A)	25-28-31	25-30-34	27-34-39	32-40-43
	Sound Level (PWL)		dB(A)	48	48	48	48
Outdoor Unit	Dimensions	H*W*D	mm	550-800-285	550-800-285	714-800-285	880-840-330
	Weight		kg	30	35	41	54
	Air Volume	Cooling	m³/min	36.3	34.3	45.8	50.1
		Heating	m³/min	34.6	32.7	43.7	50.1
	Sound Level (SPL)	Cooling	dB(A)	45	48	48	49
		Heating	dB(A)	46	48	49	51
	Sound Level (PWL)	Cooling	dB(A)	59	59	64	65
		Heating	dB(A)	59	64	64	65
	Operating Current(Max)		A	6.8	8.5	13.5	14.8
	Breaker Size		A	10	10	20	20
Ext.Piping	Diameter <sup>(3)</sup>	Liquid/Gas	mm	6.35 / 9.52	6.35 / 9.52	6.35 / 12.7	6.35 / 15.88
	Max.Length	Out-In	m	20	20	30	30
	Max.Height	Out-In	m	12	12	30	30
Guaranteed Operating Range (Outdoor)	Cooling <sup>(3)</sup>	°C	-10 ~ +46	-10 ~ +46	-15 ~ +46	-15 ~ +46	
	Heating	°C	-10 ~ +24	-10 ~ +24	-10 ~ +24	-10 ~ +24	

<sup>1</sup> Refrigerant leakage contributes to climate change. Refrigerant with lower global warming potential (GWP) would contribute less to global warming than a refrigerant with higher GWP if leaked to the atmosphere. This appliance contains a refrigerant fluid with a GWP equal to 1975. This means that if 1 kg of this refrigerant fluid would be leaked to the atmosphere, the impact on global warming would be 1975 times higher than 1 kg of CO<sub>2</sub> over a period of 100 years. Never try to interfere with the refrigerant circuit yourself or disassemble the product yourself and always ask a professional. The GWP of R410A is 2088 in the IPCC 4th Assessment Report.

<sup>2</sup> Energy consumption based on standard test results. Actual energy consumption will depend on how the appliance is used and where it is located.

<sup>3</sup> SEER and SCOP are based on 2009/125/EC Energy-related Products Directive and Regulation (EU) No206/2012.

<sup>4</sup> Joint pipe is required depending on installed refrigerant pipes, outdoor units and indoor units.