

Split Type Specifications

Outdoor unit









Model name			Power Inverter					
			PUHZ-SW75V/YAA(-BS)	PUHZ-SW100V/YAA(-BS)	PUHZ-SW120V/YHA(-BS)	PUHZ-SW160YKA(-BS)	PUHZ-SW200YKA(-BS)	
Refrigerant			R410A*1					
Dimensions	HxWxD	mm	1020x1050x480	1020x1050x480	1350x950x330	1338x1050x330	1338x1050x330	
Weight		kg	92/104	114/126	118/130	136	136	
Power supply (V / Phase / Hz)			VAA, VHA: 230 / 1-ph / 50, YAA, YHA, YKA: 400 / 3-ph / 50					
Heating	A7W35*2	Nominal	8.0	11.2	16.0	22.0	25.0	
		COP	4.40	4.46	4.10	4.20	4.00	
	A2W35*2	Nominal	7.5	10.0	12.0	16.0	20.0	
		COP	3.40	3.32	3.24	3.11	2.80	
Average climate water outlet 35°C*3		Class	A++	A++	A++	A++	A++	
		ηs	162/160	167/165	162/162	161	163	
Average climate water outlet 55°C*3		Class	A++	A++	A++	A++	A++	
		ηs	129/128	130/129	125/125	125	127	
DHW 200L(L)/300L(XL) Load Profile (Average climate)*4		Class	A+ / A	A+ / A	A+ / A	-	-	
		ηwh	145/120	145/120	138/118	-	-	
Max outlet water temperature (°C)			60	60	60	-	-	
Cooling	A35W7*2	Nominal	7.1	10.0	12.5	16.0	20.0	
		EER	2.70	2.83	2.32	2.76	2.25	
	A35W18*2	Nominal	7.1	10.0	14.0	18.0	22.0	
		EER	4.43	4.47	4.08	4.56	4.1	
PWL (Heating)*5			58	60	72	78	78	
Max operating current		A	22.0/11.5	28.0/12.0	29.5/13.0	19.0	21.0	
Breaker size		A	25/16	32/16	32/16	25	32	
Piping	Diameter	Liquid/Gas	mm	9.52/15.88	9.52/15.88	9.52/15.88	9.52/25.4	12.7/25.4
	Length	Out-In	m	40	75	75	80	80
	Height	Out-In	m	10	10	30	30	30
Guaranteed Operating Range	Heating		°C	-20°C~21°C	-20°C~21°C	-20°C~21°C	-20°C~21°C	-20°C~21°C
	DHW		°C	-20°C~35°C	-20°C~35°C	-20°C~35°C	-20°C~35°C	-20°C~35°C
	Cooling		°C	-15°C~46°C	-15°C~46°C	-15°C~46°C	-15°C~46°C	-15°C~46°C

Model name			ZUBADAN				
			PUHZ-SHW80V/YAA(-BS)	PUHZ-SHW112V/YAA	PUHZ-SHW140YHA	PUHZ-SHW230YKA2	
Refrigerant			R410A*1				
Dimensions	HxWxD	mm	1020x1050x480	1020x1050x480	1350x950x330	1338x1050x330	
Weight		kg	116/128	116/128	134	143	
Power supply (V / Phase / Hz)			VAA, VHA: 230 / 1-ph / 50, YAA, YHA, YKA: 400 / 3-ph / 50				
Heating	A7W35*2	Nominal	8.0	11.2	14.0	23.0	
		COP	4.65	4.40	4.22	3.65	
	A2W35*2	Nominal	8.0	11.2	14.0	23.0	
		COP	3.55	3.22	2.96	2.37	
Average climate water outlet 35°C*3		Class	A++	A++	A++	A++	
		ηs	169/167	171/169	163	164	
Average climate water outlet 55°C*3		Class	A++	A++	A++	A++	
		ηs	133/132	135/135	127	127	
DHW 200L(L)/300L(XL) Load Profile (Average climate)*4		Class	A+ / A	A+ / A	A+ / A	-	
		ηwh	145/120	145/120	138/118	-	
Max outlet water temperature (°C)			60	60	60	60	
Cooling	A35W7*2	Nominal	7.1	10.0	12.5	20.0	
		EER	3.31	2.83	2.17	2.22	
	A35W18*2	Nominal	7.1	10	12.5	20.0	
		EER	4.52	4.74	4.26	3.55	
PWL (Heating)*5			59	60	70	75	
Max operating current		A	22/13	28/13	13	20	
Breaker size		A	25/16	32/16	16	25	
Piping	Diameter	Liquid/Gas	mm	9.52/15.88	9.52/15.88	9.52/15.88	12.7/25.4
	Length	Out-In	m	75	75	75	80
	Height	Out-In	m	30	30	30	30
Guaranteed Operating Range	Heating		°C	-28°C~21°C	-28°C~21°C	-28°C~21°C	-25°C~21°C
	DHW		°C	-28°C~35°C	-28°C~35°C	-28°C~35°C	-25°C~35°C
	Cooling		°C	-15°C~46°C	-15°C~46°C	-15°C~46°C	-15°C~46°C

*1 Refrigerant leakage contribute to climate change. Refrigerant with lower global warming potential (GWP) would contribute less to global warming than a refrigerant with higher GWP, if leaked to the atmosphere. This appliance contains a refrigerant fluid with a GWP equal to 550. This means that if 1 kg of this refrigerant fluid would be leaked to the atmosphere, the impact on global warming would be 550 times higher than 1 kg of CO₂ over a period of 100 years. Never try to interfere with the refrigerant circuit yourself or disassemble the product yourself and always ask a professional. The GWP of R410A us 2088 in the IPCC 4th Assessment Report.

*2 Air-to-Water values are measured based on EN14511 (Circulation pump input is not included).

*3 ηs values are measured based on EN14825. *4 ηwh values are measured based on EN16147. *5 Sound power levels are measured based on EN12102.

R410A	Split type	Medium capacity (7.5kW-14kW)	Large capacity (≥16kW)
		 PUHZ-SHW80/112AA	 PUHZ-SHW140
		 PUHZ-SHW230	
		 PUHZ-SW75/100AA	 PUHZ-SW120
		 PUHZ-SW160/200	