

PEZZ-RP JA SERIES
POWER INVERTER



Technical specification table for PEZZ-RP JA Series. Columns include Inverter Heat Pump models (PEAD-M35JA(L), PEAD-M50JA(L), etc.) and Power Supply models (PUHZ-ZRP25VKA2, PUHZ-ZRP25VKA3, etc.). Rows cover Cooling Capacity, Design Load, Heating Capacity, and Operating Current.

*1 Refrigerant leakage contributes to climate change. Refrigerant with lower global warming potential (GWP) would contribute less to global warming than a refrigerant with higher GWP if leaked to the atmosphere. This appliance contains a refrigerant fluid with a GWP equal to 1975. This means that if 1 kg of this refrigerant fluid would be leaked to the atmosphere, the impact on global warming would be 1975 times higher than 1 kg of CO2 over a period of 100 years. Never try to interfere with the refrigerant circuit yourself or disassemble the product yourself and always ask a professional. The GWP of R410A is 2088 in the IPCC 4th Assessment Report.

PEZZ-P JA SERIES
STANDARD INVERTER



Technical specification table for PEZZ-P JA Series. Columns include Inverter Heat Pump models (PEAD-M35JA(L), PEAD-M50JA(L), etc.) and Power Supply models (SUZ-KA35VA6, SUZ-KA60VA6, etc.). Rows cover Cooling Capacity, Design Load, Heating Capacity, and Operating Current.

*1 Refrigerant leakage contributes to climate change. Refrigerant with lower global warming potential (GWP) would contribute less to global warming than a refrigerant with higher GWP if leaked to the atmosphere. This appliance contains a refrigerant fluid with a GWP equal to 1975. This means that if 1 kg of this refrigerant fluid would be leaked to the atmosphere, the impact on global warming would be 1975 times higher than 1 kg of CO2 over a period of 100 years. Never try to interfere with the refrigerant circuit yourself or disassemble the product yourself and always ask a professional. The GWP of R410A is 2088 in the IPCC 4th Assessment Report.

PEA SERIES

R410A



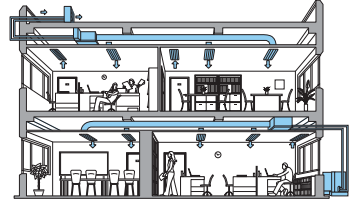
PEA-RP200/250VKA



For elegance and style, the PEA Series complements the room environment with an aesthetically pleasing ceiling installation and a vast line-up of performance functions. Long pipe work installation is supported, increasing freedom in the placement of indoor units.

Flexible Duct Design Enables Use of High-pressure Static Fan

A flexible duct design and 150Pa external static high-pressure are incorporated. The increased variation in airflow options ensures operation that best matches virtually all room layouts.



Long Refrigerant Piping Length

With the addition of more refrigerant, the maximum length for refrigerant piping has been increased to 100 meters. As a result, it is much easier to create the optimum layout for unit installation.

Table showing Max. Length and Max. Height for Power Inverter Connection and Standard Inverter Connection for PEA-RP models 200 and 250.

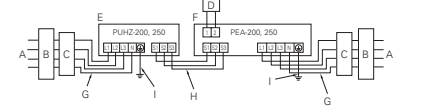
Wide-ranging Line-up from 20–25kW – Extensive Array of Choices to Match Building Size

[System Image]

PEA-RP200/250VKA



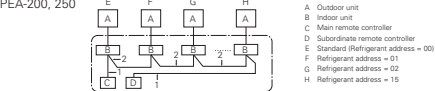
• For PEA-200, 250



PAR-33MAA Group Control

The PAR-33MAA remote controller can control up to 16 systems* as a group, and is ideal for supporting the integrated management of building air conditioners.

• For PEA-200, 250



LINE-UP

Product line-up including Indoor Unit (PEA-RP200/250VKA), Outdoor Unit (PUHZ-ZRP200/250), Standard Inverter Series (PUHZ-P200/250), and Remote Controller (Optional).

PEZ-PP SERIES



Type		Inverter Heat Pump	
Indoor Unit		PEA-RP200WKA	PEA-RP250WKA
Outdoor Unit		PUHZ-P200YKA3	PUHZ-P250YKA3
Refrigerant		R410A ¹	
Power Supply	Source	Outdoor power supply	
Cooling	Outdoor (V/Phase/Hz)	400 / Three / 50	
Capacity	Rated	kW	19.0
	Min - Max	kW	9.0 - 22.4
	Total Input	kW	6.03
	EER		3.15
EEL Rank	Rated		-
	Min - Max		-
	Total Input		2.73
	EER		2.73
Heating (Average Season)	Capacity	Rated	kW
	Min - Max	kW	22.4
	Total Input	kW	9.5 - 25.0
	EER		27.0
COP	Rated		12.5 - 31.0
	Total Input	kW	6.58
	EER		8.43
	COP		3.40
Operating Current (max)	Input (Cooling / Heating)	Rated	kW
	Input (Cooling / Heating)	Rated	kW
	Operating Current (max)	A	4.3
	Operating Current (max)	A	5.5
Dimensions	H x W x D	mm	470 - 1370 - 1120
	Weight	kg	108
	Air Volume [Lo-Hi]	m ³ /min	50 - 61 - 72
	External Static Pressure	Pa	(60) / (75) / (100) / 150
Sound Level (SPL) [Lo-Hi]	Sound Level (SPL)	dB(A)	38 - 41 - 44
	Sound Level (SPL)	dB(A)	65 - 66 - 67
	Sound Level (SPL)	dB(A)	40 - 43 - 46
	Sound Level (SPL)	dB(A)	70 - 71 - 72
Outdoor Unit	Dimensions	H x W x D	mm
	Weight	kg	135
	Air Volume	Cooling	m ³ /min
	Air Volume	Heating	m ³ /min
Sound Level (SPL)	Sound Level (SPL)	Cooling	dB(A)
	Sound Level (SPL)	Heating	dB(A)
	Sound Level (SPL)	Cooling	dB(A)
	Sound Level (SPL)	Heating	dB(A)
Operating Current (max)	Operating Current (max)	A	19.0
	Operating Current (max)	A	21.0
	Breaker Size	A	32
	Breaker Size	A	32
Ext. Piping	Diameter	Liquid / Gas	mm
	Diameter	Liquid / Gas	mm
	Max. Length	Out-In	m
	Max. Length	Out-In	m
Guaranteed Operating Range	Max. Height	Cooling ²	°C
	Max. Height	Cooling ²	°C
	Max. Height	Heating	°C
	Max. Height	Heating	°C

¹ Refrigerant leakage contributes to climate change. Refrigerant with lower global warming potential (GWP) would contribute less to global warming than a refrigerant with higher GWP, if leaked to the atmosphere. This appliance contains a refrigerant fluid with a GWP equal to 1975. This means that if 1 kg of this refrigerant fluid were to be leaked to the atmosphere, the impact on global warming would be 1975 times higher than 1 kg of CO₂ over a period of 100 years. Never try to interfere with the refrigerant circuit yourself or disassemble the product yourself and always ask a professional.
² The GWP of R410A is 2088 in the IPCC 4th Assessment Report.
³ Energy consumption based on standard test results. Actual energy consumption will depend on how the appliance is used and where it is located.
⁴ Optional air protection guide is required where ambient temperature is lower than -5°C.

PEZ-P SERIES



Type		Inverter Heat Pump	
Indoor Unit		PEA-RP200WKA	PEA-RP250WKA
Outdoor Unit		PUHZ-P200YKA3	PUHZ-P250YKA3
Refrigerant		R410A ¹	
Power Supply	Source	Outdoor power supply	
Cooling	Outdoor (V/Phase/Hz)	400 / Three / 50	
Capacity	Rated	kW	19.0
	Min - Max	kW	9.0 - 22.4
	Total Input	kW	6.29
	EER		3.02
EEL Rank	Rated		-
	Min - Max		-
	Total Input		2.70
	EER		2.70
Heating (Average Season)	Capacity	Rated	kW
	Min - Max	kW	22.4
	Total Input	kW	9.5 - 25.0
	EER		27.0
COP	Rated		12.5 - 31.0
	Total Input	kW	6.78
	EER		8.70
	COP		3.30
Operating Current (max)	Input (Cooling / Heating)	Rated	kW
	Input (Cooling / Heating)	Rated	kW
	Operating Current (max)	A	4.3
	Operating Current (max)	A	5.5
Dimensions	H x W x D	mm	470 - 1370 - 1120
	Weight	kg	108
	Air Volume [Lo-Hi]	m ³ /min	50 - 61 - 72
	External Static Pressure	Pa	(60) / (75) / (100) / 150
Sound Level (SPL) [Lo-Mid-Hi]	Sound Level (SPL)	dB(A)	38 - 41 - 44
	Sound Level (SPL)	dB(A)	65 - 66 - 67
	Sound Level (SPL)	dB(A)	40 - 43 - 46
	Sound Level (SPL)	dB(A)	70 - 71 - 72
Outdoor Unit	Dimensions	H x W x D	mm
	Weight	kg	127
	Air Volume	Cooling	m ³ /min
	Air Volume	Heating	m ³ /min
Sound Level (SPL)	Sound Level (SPL)	Cooling	dB(A)
	Sound Level (SPL)	Heating	dB(A)
	Sound Level (SPL)	Cooling	dB(A)
	Sound Level (SPL)	Heating	dB(A)
Operating Current (max)	Operating Current (max)	A	19.0
	Operating Current (max)	A	21.0
	Breaker Size	A	32
	Breaker Size	A	32
Ext. Piping	Diameter	Liquid / Gas	mm
	Diameter	Liquid / Gas	mm
	Max. Length	Out-In	m
	Max. Length	Out-In	m
Guaranteed Operating Range	Max. Height	Cooling ²	°C
	Max. Height	Cooling ²	°C
	Max. Height	Heating	°C
	Max. Height	Heating	°C

¹ Refrigerant leakage contributes to climate change. Refrigerant with lower global warming potential (GWP) would contribute less to global warming than a refrigerant with higher GWP, if leaked to the atmosphere. This appliance contains a refrigerant fluid with a GWP equal to 1975. This means that if 1 kg of this refrigerant fluid were to be leaked to the atmosphere, the impact on global warming would be 1975 times higher than 1 kg of CO₂ over a period of 100 years. Never try to interfere with the refrigerant circuit yourself or disassemble the product yourself and always ask a professional.
² The GWP of R410A is 2088 in the IPCC 4th Assessment Report.
³ Energy consumption based on standard test results. Actual energy consumption will depend on how the appliance is used and where it is located.
⁴ Optional air protection guide is required where ambient temperature is lower than -5°C.

PKA SERIES

The compact, wall-mounted indoor units offer the convenience of simple installation, and a large product line-up (M35-M100 models) ensures a best-match solution. Designed for highly efficient energy savings, the PKA Series is the answer to your air conditioning needs.

PKA-M35/50(HA/L)

R32
R410A

PKA-M60/71/100(KA/L)

R32
R410A



Wired & Wireless Model

Wired models are newly added in P Series line-up. The diverse selection enables the base solution for both customer and location.



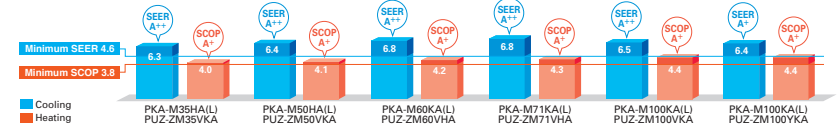
Flat Panel & Pure White Finish

A flat panel layout has been adopted for all models. Pursuing a design that harmonizes with virtually any interior, the unit colour has been changed from white to pure white.



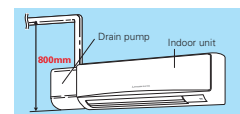
ErP Lot 10 Compliant with High Energy-efficiency Achieving SEER/SCOP Rank A, A+ and A++

Highly efficient indoor unit heat exchangers and newly designed power inverters (PUHZ-ZM) contribute to an amazing reduction in electricity consumption throughout a year, and have resulted in models in the full-capacity range attaining the rank A, A+ and A++ energy savings rating.



Drain Pump Option Available with All Models

Installation of the drain pump enables a drain outlet as high as 800mm above the base of the indoor unit. Drain water can be discharged easily even if the surface where the wall-mounted unit does not have direct access outside, increasing the degree of freedom for installation.



Multi-function Wired Remote Controller

In addition to using the wireless remote controller that comes as standard equipment, PAR-33MAA and PAC-YT52CRA wired remote controllers can be used as well.

* Connection to PAR-33MAA/PAC-YT52CRA requires PAC-SH23TC-E (optional).

Main Functions

- Night Setback
- Energy-saving Mode
- Multi Language
- Weekly Timer
- Refrigerant Leak Check



* For details, please refer to pages 25-28.