

PKA SERIES

The compact, wall-mounted indoor units offer the convenience of simple installation, and a large product line-up (M35-M100 models) ensures a best-match solution. Designed for highly efficient energy savings, the PKA Series is the answer to your air conditioning needs.

R32
R410A

PKA-M35/50LA(L)2



R32
R410A

PKA-M60/71/100KA(L)2



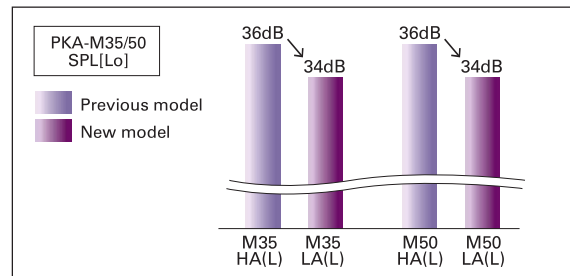
New Design (M35-50)

A sharp and simple form that combines beauty and function. The simple square design harmonizes beautifully with the straight lines created by the intersection of the walls, floor and ceiling of the space, leading to a better quality of space. Also adopted a new white body color. It will make your life and space beautiful and comfortable without disturbing the atmosphere of the room. In addition, we realized miniaturization of conventional model. It contributes to space saving of installation area and giving room to room space.



Quietness (M35-50)

The noise level has been significantly reduced compared to the conventional model by reviewing the unit structure and improving the line flow fan.



New Wireless Remote Controller Included


The PKA-KAL2 series wireless remote controller has been updated. It now comes with a new stylish remote controller that fits comfortably in your hand and has a wide range of useful functions.



- Main Functions of new Wireless Remote Controller**
- Weekly Timer
 - Backlight
 - Dual set point
 - Battery replacement sign etc...

ErP Lot 10 Compliant with High Energy-efficiency Achieving SEER/SCOP Rank A, A+ and A++

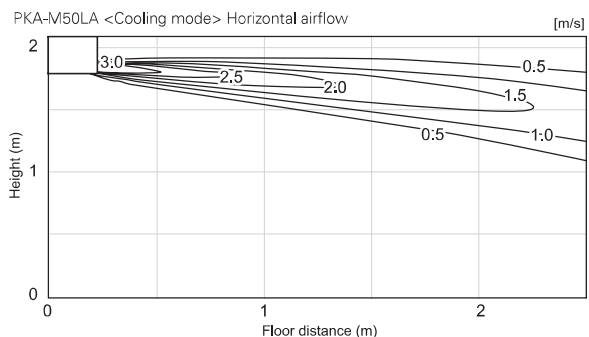
Highly efficient indoor unit heat exchangers and newly designed power inverters (PUHZ-ZM) contribute to an amazing reduction in electricity consumption throughout a year, and have resulted in models in the full-capacity range attaining the rank A, A+ and A++ energy savings rating.



Airflow Control - Horizontal Airflow - (M35-50)

Significantly improved airflow control to achieve horizontal airflow. This reduces the feeling of draft even on a wall-mounted model, and air conditioning the indoor space firmly.

Airflow distributions



PKA-M SERIES

POWER INVERTER



Type			Inverter Heat Pump							
Indoor Unit			PKA-M35LA(L)2	PKA-M50LA(L)2	PKA-M60KA(L)2	PKA-M71KA(L)2	PKA-M100KA(L)2	PKA-M100KA(L)2		
Outdoor Unit			PUZ-ZM35VKA2	PUZ-ZM50VKA2	PUZ-ZM60VHA2	PUZ-ZM71VHA2	PUZ-ZM100VKA2	PUZ-ZM100VKA2		
Refrigerant ⁽¹⁾			R32							
Power Source			Outdoor power supply							
Supply Outdoor(V/Phase/Hz)			VKA-VHA:230/Single/50, YKA:400/Three/50							
Cooling	Capacity	Rated	kW	3.6	4.6	6.1	7.1	9.5	9.5	
		Min-Max	kW	1.6 - 4.5	2.3 - 5.6	2.7 - 6.7	3.3 - 8.1	4.9 - 11.4	4.9 - 11.4	
	Total Input	Rated	kW	0.857	1.239	1.560	1.863	2.435	2.435	
	EER			4.20	3.71	3.91	3.81	3.90	3.90	
	Design load		kW	3.6	4.6	6.1	7.1	9.5	9.5	
	Annual electricity consumption ⁽²⁾		kWh/a	194	244	314	365	508	519	
	SEER ⁽⁴⁾		6.5	6.6	6.8	6.8	6.5	6.4		
	Energy efficiency class			A++	A++	A++	A++	A++	A++	
Heating	Capacity	Rated	kW	4.1	5.0	7.0	8.0	11.2	11.2	
		Min-Max	kW	1.6 - 5.2	2.5 - 7.0	2.8 - 8.2	3.5 - 10.2	4.5 - 14.0	4.5 - 14.0	
	Total Input	Rated	kW	1.040	1.344	1.732	2.116	3.102	3.102	
	COP			3.94	3.72	4.04	3.78	3.61	3.61	
	Design load		kW	2.4	3.3	4.4	4.7	7.8	7.8	
	Declared Capacity		at reference design temperature	kW	2.4 (-10°C)	3.3 (-10°C)	4.4 (-10°C)	4.7 (-10°C)	7.8 (-10°C)	7.8 (-10°C)
			at bivalent temperature	kW	2.4 (-10°C)	3.3 (-10°C)	4.4 (-10°C)	4.7 (-10°C)	7.8 (-10°C)	7.8 (-10°C)
			at operation limit temperature	kW	2.2 (-11°C)	3.2 (-11°C)	2.8 (-20°C)	3.4 (-20°C)	5.8 (-20°C)	5.8 (-20°C)
	Back up heating capacity		kW	0.0	0.0	0.0	0.0	0.0	0.0	
	Annual electricity consumption ⁽²⁾		kWh/a	829	1074	1464	1530	2477	2478	
	SCOP ⁽⁴⁾		4.0	4.3	4.2	4.3	4.4	4.4		
	Energy efficiency class			A+	A+	A+	A+	A+		
Operating Current(Max)		A	13.4	13.4	19.4	19.4	20.6	8.6		
Indoor Unit	Input [cooling / Heating]	Rated	kW	0.04 / 0.03	0.04 / 0.03	0.06 / 0.05	0.06 / 0.05	0.08 / 0.07	0.08 / 0.07	
	Operating Current(Max)		A	0.35	0.35	0.43	0.43	0.57	0.57	
	Dimensions	H*W*D	mm	299-898-237	299-898-237	365-1170-295	365-1170-295	365-1170-295	365-1170-295	
	Weight		kg	12.6	12.6	21	21	21	21	
	Air Volume (Lo-Mi2-Mi1-Hi)		m³/min	7.5-8.2-9.2-10.9	7.5-8.2-9.2-10.9	18-20-22	18-20-22	20-23-26	20-23-26	
	Sound Level (Lo-Mi2-Mi1-Hi) (SPL)		dB(A)	34-37-40-43	34-37-40-43	39-42-45	39-42-45	41-45-49	41-45-49	
	Sound Level (PWL)		dB(A)	60	60	64	64	65	65	
	Outdoor Unit	Dimensions	H*W*D	mm	630-809-300	630-809-300	943-950-330(+25)	943-950-330(+25)	1338-1050-330(+40)	1338-1050-330(+40)
		Weight		kg	46	46	67	67	105	111
		Air Volume	Cooling	m³/min	45	45	55	55	110	110
	Heating	m³/min	45	45	55	55	110	110		
Sound Level (SPL)	Cooling	dB(A)	44	44	47	47	49	49		
	Heating	dB(A)	46	46	49	49	51	51		
Sound Level (PWL)	Cooling	dB(A)	65	65	67	67	69	69		
	Heating	dB(A)	65	65	67	67	69	69		
Operating Current(Max)		A	13	13	19	19	20	8		
Breaker Size		A	16	16	25	25	32	16		
Ext.Piping	Diameter ⁽³⁾	Liquid/Gas	mm	6.35 / 12.7	6.35 / 12.7	9.52 / 15.88	9.52 / 15.88	9.52 / 15.88	9.52 / 15.88	
	Max.Length	Out-in	m	50	50	55	55	100	100	
	Max.Height	Out-in	m	30	30	30	30	30	30	
Guaranteed Operating Range (Outdoor)	Cooling ⁽³⁾	°C	-15 ~ +46	-15 ~ +46	-15 ~ +46	-15 ~ +46	-15 ~ +46	-15 ~ +46	-15 ~ +46	
	Heating ⁽³⁾	°C	-11 ~ +21	-11 ~ +21	-20 ~ +21	-20 ~ +21	-20 ~ +21	-20 ~ +21		

*1 Refrigerant leakage contributes to climate change. Refrigerant with lower global warming potential (GWP) would contribute less to global warming than a refrigerant with higher GWP; if leaked to the atmosphere. This appliance contains a refrigerant fluid with a GWP equal to 550. This means that if 1 kg of the refrigerant fluid would be leaked to the atmosphere, the impact on global warming would be 550 times higher than 1 kg of CO₂ over a period of 100 years. Never try to interfere with the refrigerant circuit yourself or disassemble the product yourself and always ask a professional. The GWP of R32 is 675 in the IPCC 4th Assessment Report.
 *2 Energy consumption based on standard test results. Actual energy consumption will depend on how the appliance is used and where it is located.
 *3 Optional air protection guide is required where ambient temperature is lower than -5°C. *4 SEER and SCOP are based on 2009/125/EC:Energy-related Products Directive and Regulation(EU) No206/2012.
 *5 Joint pipe is required depending on installed refrigerant pipes, outdoor units and indoor units.

PKA-M SERIES

STANDARD INVERTER



Type			Inverter Heat Pump		
Indoor Unit			PKA-M100KA(L)2	PKA-M100KA(L)2	
Outdoor Unit			PUZ-M100VKA2	PUZ-M100VKA2	
Refrigerant ⁽¹⁾			R32		
Power Source			Outdoor power supply		
Supply Outdoor(V/Phase/Hz)			VKA-VHA:230/Single/50, YKA:400/Three/50		
Cooling	Capacity	Rated	kW	9.5	
		Min-Max	kW	4.0 - 10.6	
	Total Input	Rated	kW	2.941	
	EER			3.23	
	Design load		kW	9.5	
	Annual electricity consumption ⁽²⁾		kWh/a	573	
	SEER ⁽⁴⁾		5.8		
	Energy efficiency class			A+	
Heating	Capacity	Rated	kW	11.2	
		Min-Max	kW	2.8 - 12.5	
	Total Input	Rated	kW	3.284	
	COP			3.41	
	Design load		kW	8.0	
	Declared Capacity		at reference design temperature	kW	6.0 (-10°C)
			at bivalent temperature	kW	7.0 (-7°C)
			at operation limit temperature	kW	4.5 (-15°C)
	Back up heating capacity		kW	2.0	
	Annual electricity consumption ⁽²⁾		kWh/a	2780	
	SCOP ⁽⁴⁾		4.0		
	Energy efficiency class			A+	
Operating Current(Max)		A	20.6		
Indoor Unit	Input [cooling / Heating]	Rated	kW	0.08 / 0.07	
	Operating Current(Max)		A	0.57	
	Dimensions	H*W*D	mm	365-1170-295	
	Weight		kg	21	
	Air Volume (Lo-Mi2-Mi1-Hi)		m³/min	20-23-26	
	Sound Level (Lo-Mi2-Mi1-Hi) (SPL)		dB(A)	41-45-49	
	Sound Level (PWL)		dB(A)	65	
	Outdoor Unit	Dimensions	H*W*D	mm	981-1050-330 (+40)
		Weight		kg	76
		Air Volume	Cooling	m³/min	79
	Heating	m³/min	79		
Sound Level (SPL)	Cooling	dB(A)	51		
	Heating	dB(A)	54		
Sound Level (PWL)	Cooling	dB(A)	70		
	Heating	dB(A)	70		
Operating Current(Max)		A	20.0		
Breaker Size		A	32		
Ext.Piping	Diameter ⁽³⁾	Liquid/Gas	mm	9.52 / 15.88	
	Max.Length	Out-in	m	55	
	Max.Height	Out-in	m	30	
Guaranteed Operating Range (Outdoor)	Cooling ⁽³⁾	°C	-15 ~ +46		
	Heating ⁽³⁾	°C	-15 ~ +21		

*1 Refrigerant leakage contributes to climate change. Refrigerant with lower global warming potential (GWP) would contribute less to global warming than a refrigerant with higher GWP; if leaked to the atmosphere. This appliance contains a refrigerant fluid with a GWP equal to 550. This means that if 1 kg of the refrigerant fluid would be leaked to the atmosphere, the impact on global warming would be 550 times higher than 1 kg of CO₂ over a period of 100 years. Never try to interfere with the refrigerant circuit yourself or disassemble the product yourself and always ask a professional. The GWP of R32 is 675 in the IPCC 4th Assessment Report.
 *2 Energy consumption based on standard test results. Actual energy consumption will depend on how the appliance is used and where it is located.
 *3 Optional air protection guide is required where ambient temperature is lower than -5°C.
 *4 SEER and SCOP are based on 2009/125/EC:Energy-related Products Directive and Regulation(EU) No206/2012. *5 Joint pipe is required depending on installed refrigerant pipes, outdoor units and indoor units.